



District Report Card: 2017


| | |
|-------------------------|--------------------------------------|
| State: Jharkhand | District: Saraikela-kharsawan |
| Class: 8 | Subject: Language |
| Schools: 48 | Students: 1063 |


Participation/Coverage


Students

| | | | | |
|--|--------|-------|--------|-------|
| <div>GENDER</div> <div></div> | Boys | | Girls | |
| | Number | % | Number | % |
| | 526 | 49.48 | 537 | 50.52 |

| | | | | |
|---|--------|-------|--------|-------|
| <div>AREA</div> <div></div> | Rural | | Urban | |
| | Number | % | Number | % |
| | 949 | 89.28 | 114 | 10.72 |

| | | | | | | | | |
|--|--------|------|--------|-------|--------|-------|--------|------|
| <div>CATEGORY</div> <div></div> | SC | | ST | | OBC | | GEN | |
| | Number | % | Number | % | Number | % | Number | % |
| | 40 | 3.76 | 470 | 44.21 | 521 | 49.01 | 32 | 3.01 |

| | | | | | | |
|--|----|----|----|------|----|-----|
| <div>CWSN</div> <div></div> | LD | VI | HI | S&LD | ID | Oth |
| | 1 | 5 | 4 | 1 | 1 | 2 |

| | | | | |
|--|------------|--------|------------------|------|
| <div>Management</div> <div></div> | Government | | Government-aided | |
| | Number | % | Number | % |
| | 1063 | 100.00 | 0 | 0.00 |

Average Performance of Students in Language (%)

| Overall | Gender | | Area | | Management | | Social Group | | | |
|---------|--------|--------|-------|-------|------------|-------|--------------|-------|-------|-------|
| | Male | Female | Rural | Urban | Govt. | Aided | SC | ST | OBC | GEN |
| 63.79 | 63.22 | 64.36 | 63.22 | 68.54 | 63.79 | 0.00 | 54.17 | 61.33 | 65.87 | 78.13 |

Performance on Learning Outcomes (LOs)

| Learning Outcomes | Description | Average Performance(%) |
|-------------------|--|------------------------|
| L813 | Read textual/non-textual materials with comprehension and identifies the details, characters, main idea and sequence of ideas and events while reading | 63.79 |

| Range of Performance of Students who Answered Correctly | | | | | | | |
|---|------|-----------|-------|-----------|-------|-----------|-------|
| Below 30% | | 30% - 50% | | 50% - 75% | | Above 75% | |
| Number | % | Number | % | Number | % | Number | % |
| 92 | 8.65 | 186 | 17.50 | 443 | 41.67 | 342 | 32.17 |

Lowest Performing Learning Outcomes (LOs)

1 - Read textual/non-textual materials with comprehension and identifies the details, characters, main idea and sequence of ideas and events while reading (63.79)